



**An exceptional healing light
for your little patients.**

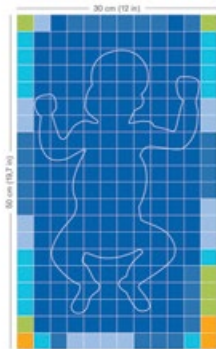
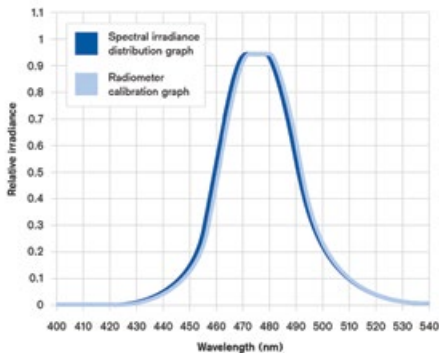
BiliLux®
LED phototherapy light

Advanced technology

SUPERIOR PHOTOTHERAPY

- Even and broad irradiance distribution covers the whole mattress for both full-term and premature babies.
- Provides 460-490nm irradiance distribution, proven to be the most effective spectrum in reducing unconjugated bilirubin per the American Academy of Pediatrics (AAP).

Irradiance distribution



BiliLux provides a high, evenly distributed light spectrum over the entire mattress.

DEVELOPMENTAL CARE

- Soundless and quiet device handling ensures a calm and nurturing environment.
- White observation light allows a better look at the baby's skin without disrupting baby.



SEAMLESS WORKPLACE INTEGRATION

BiliLux is available in several different configurations depending on your workflow needs.

Directly on incubator hood

Compact BiliLux fits easily on the hood



Spring arm

Mount to warming therapy devices



Superior performance



EASIER WORKFLOW

- Irradiance measurement with optional Radiometer ensures that the baby receives enough irradiance.
- Compact and lightweight design saves space.



Optional BiliLux Radiometer

- Specifically designed for BiliLux, it instantly measures irradiance.
- Ensures correct positioning of the baby and adequate irradiance.
- Calibrate every two years.

INFECTION PREVENTION

- Smooth surface and hygienic design, with no ventilation slots or fans, allow easy and fast cleanup.

Trolley


Allows for flexible positioning



A complete jaundice management solution

The new Dräger BiliLux phototherapy light is a compact and lightweight LED phototherapy light solution for the treatment of unconjugated hyperbilirubinemia.

It provides superior phototherapy performance and the flexibility for seamless integration into every workplace.



BiliLux with spring arm



BiliLux directly on incubator hood

A TOTAL JAUNDICE MANAGEMENT SOLUTION

The Dräger BiliLux phototherapy light, combined with our JM-105 Jaundice meter, provides a complete jaundice management system from screening to therapy.

The JM-105 is a non-invasive transcutaneous bilirubinometer that measures the yellowness of subcutaneous tissue in newborn infants as young as 35 weeks gestation.

The JM-105 can help improve the screening process, decrease costs and improve outcomes:

Reusable probe means no disposable tips to manipulate, maintain or order.

Risk of infection reduced since screening with JM-105 is non-invasive and drawing blood is not necessary.

Immediate access to information for timely and informed decision making. No calibration necessary.



BiliLux Accessories



*Manufactured by MaxTec

EYEMAX™ 2 PHOTOTHERAPY MASK

The latex-free EyeMax 2 provides optimum comfort and protection for patients during phototherapy treatments. Its one-piece, wraparound design has two attachment points that can be adjusted independently; this prevents unwanted movement and allows for a perfect fit. Special ultraviolet light eye-protection pad is ergonomically designed to prevent light leakage.



Regular



Preemie



Micro preemie

TECHNICAL DATA

Function	Parameter
Length/Height/Width	39cm (15.4in) / 8cm (3.1 in) / ≤19 cm (7.5 in) with quick-connect plug
Weight (without options/accessories)	≥1.2 kg (2.7 lb)
BiliLux spring arm	
Length, spring arm fully folded/fully extended	≤61 cm (24 in) / ≤106 cm (41.7 in)
Weight (without options/accessories)	≤1.5 kg (3.3 lb)
BiliLux trolley (with spring arm)	
Height (trolley at lowest position and spring arm fully folded)	≤132 cm (52 in)
Height (trolley at highest position, lower arm fully extended, and upper arm at 45° angle)	≤213 cm (83.9 in)
Weight (without options/accessories)	≤14.9 kg (32.8 lb)
Electrical requirements	
Power requirements / Earth leakage current	100–240 V AC, 50/60 Hz, 0.42–0.22 A / <500 µA
Noise requirements	
Noise level during normal operation	≤20 dB(A)
Irradiance	
E _A mean [µW/cm ² /nm] (460-490nm at 100% irradiance setting)	
30 cm (11.8 in) / 40 cm (15.7 in) / 50 cm (19.7 in)	>85.5 / >50.1 / >33.4
Spectral irradiance distribution – Peak	between 460–490nm
Effective surface area at 40 cm = (15.7 in)	30 cm (11.8 in) x 50 cm (19.7 in)
Radiometer option requirements	
Accuracy / Measurement output	between +3%–-15% / Average spectral irradiance, 460 nm to 490 nm

CORPORATE HEADQUARTERS

Drägerwerk AG & Co. KGaA
Moislinger Allee 53–55
23558 Lübeck, Germany

Manufacturer:

Draeger Medical Systems, Inc.
3135 Quarry Road
Telford, PA 18969-1042, USA

USA

Draeger Inc.
3135 Quarry Road
Telford, PA 18969-1042, USA
Tel +1 215 721 5400
Toll-free +1 800 437 2437
Fax +1 215 723 5935
info.usa@draeger.com

CANADA

Draeger Medical Canada Inc.
2425 Skymark Avenue, Unit 1
Mississauga, Ontario, L4W 4Y6
Tel +1 905 212 6600
Toll-free +1 866 343 2273
Fax +1 905 212 6601
Canada.support@draeger.com

Locate your Regional Sales
Representative at:
www.draeger.com/contact

